



# America the beautiful

An Introduction  
to a few of  
America's Most  
Famous Symbols



created by  
©fluttering through first grade

# america the beautiful teacher talk

Teaching our students about America, is one of the highlights of our school year. The following activities are used to draw their attention to a few of our country's symbols. We use these activities in whole and small groups, as well as challenge students to try them independently.

## what's included:

**\*American Symbols Word Cards** - Use these to focus on key vocabulary and give students a pictorial representation of each word. You can also detach the picture part from each word and you've got an instant matching game!

**\*America the Beautiful Little Book** - Copy and cut apart each page along the dashed line. Collate and staple along the left side. Students fill in missing words and letters, Have them color where appropriate, then try their hand at drawing each American symbol themselves in the box provided.

## Acknowledgements & Thanks

Thank you for downloading our "America the Beautiful" Freebie! After giving the activities a try, We would really appreciate you taking a quick moment to leave us feedback if you are satisfied with your download. If you are not satisfied, please email us directly at [flutteringthroughfirstgrade@gmail.com](mailto:flutteringthroughfirstgrade@gmail.com) and let us know how we can better assist you. Thanks so much!

### Clip Art & Font Credits




Fluttering Around Our Blog  
for more fun activities!





american symbols  
word cards


flag



bald eagle



Statue of Liberty




# Liberty Bell



---

# White House



---


# 4<sup>th</sup> of July



---

# United States of America









# America the beautiful

name \_\_\_\_\_


©Fluttering Through First Grade, 2013



There are many symbols for my country.  
Come along and see.



The \_\_\_\_\_ is a symbol of our country.  
It has three colors too. They are \_\_\_\_\_,  
\_\_\_\_\_, and \_\_\_\_\_!



The \_\_\_\_\_ is a symbol  
of strength and loyalty. Many live in the \_\_\_\_\_nited  
\_\_\_\_\_tates of \_\_\_\_\_merica, just like you and me!




The \_\_\_\_\_ was a  
symbol of freedom and all the people sang. But, it  
cracked down the middle the very first time it \_\_\_\_\_ang!

4



The \_\_\_\_\_  
is a symbol of hope and prosperity. It stands in  
\_\_\_\_\_ew \_\_\_\_\_ork \_\_\_\_\_arbor, as tall as can be.

5



The \_\_\_\_\_ is a symbol  
of our U.S. \_\_\_\_\_ resident. He works here for our  
country ~ By the people he is sent.


6




The 4 \_\_\_\_\_ is a symbol  
of freedom and a very special date. It's  
\_\_\_\_\_merica's \_\_\_\_\_irthday and a day we celebrate!

7







America  
Word  
Building  
Cards




A




M




e




r




i



c



q





Name \_\_\_\_\_

How many words can you make with the letters in the word

# America

Handwriting practice lines consisting of a solid top line, a dashed middle line, and a solid bottom line. There are 10 sets of these lines for writing.

Handwriting practice lines consisting of a solid top line, a dashed middle line, and a solid bottom line. There are 10 sets of these lines for writing.

